

# Vancouver Intergroup Treasurer's Report - February 2023

Dear Vancouver Intergroup,

No new updates on the continuing projects, other than we did reach out to Andrea at PNW Small Business Solutions and ask about best practice for Inventory Adjustments and Paul O. met with Leanne to discuss and implement a procedure for adjusting the Inventory. Additionally, the CPA filed the appeal of the late filing penalty to the IRS and we are awaiting response.

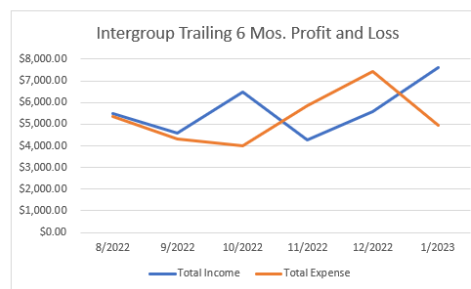
Some highlights/comments on the report for January 2023 are below:

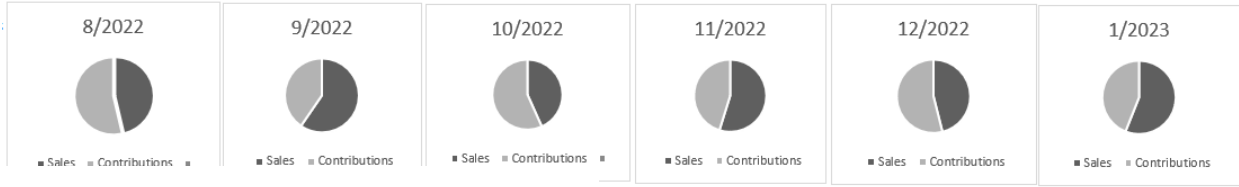
- **Total income was \$7,618.27**
    - Merchandise sales were \$4,267.65
      - Up \$1,700 from \$2,571.90 in December
    - Individual and Group contributions were \$3,350.62
      - Up from \$3,008.83
  - **Total expenses were \$4,926.61**
    - down from \$7,413.75
      - This is more normal as December saw Three Paydays in the month.
  - Net Income is \$2,691.66
  - Prudent reserve has **\$13,026.21**. This amount is basically unchanged other than small interest accruals.
  - The main checking account ended the month with **\$13,203.9**. This account saw an increase of \$791.12 from the previous month.
    - Correction to last month's report: ending balance 12/31/22 was \$12,412.78
  - The event account has **\$1,400**. This was unchanged.
- We will need to continue monitoring retail sales, expenses, and group contributions to assess the cash needs of the Intergroup.

## Trailing Six Months

	8/2022	9/2022	10/2022	11/2022	12/2022	1/2023
<b>Income</b>						
Sales - AA Merchandise	\$801.03	\$1,071.65	\$1,270.11	\$790.60	\$952.30	\$1,343.90
Sales - Coins & Medallions	\$1,354.54	\$1,061.70	\$1,084.70	\$1,284.30	\$1,157.95	\$2,257.80
Sales - Miscellaneous	\$0.00	\$30.00	\$43.91	\$28.00	\$10.00	\$11.00
Sales - Non AA Merchandise	\$381.05	\$580.78	\$400.33	\$246.75	\$451.65	\$654.95
Contributions - Groups	\$2,527.35	\$1,529.89	\$3,384.71	\$1,823.90	\$2,698.86	\$2,853.16
Contributions - Individuals	\$412.00	\$332.61	\$279.62	\$112.61	\$309.97	\$497.46
<b>Total Income</b>	<b>\$5,475.97</b>	<b>\$4,606.63</b>	<b>\$6,463.38</b>	<b>\$4,286.16</b>	<b>\$5,580.73</b>	<b>\$7,618.27</b>
<b>Expenses</b>						
Office Supplies	\$248.73	\$115.47	\$74.20	\$92.02	\$259.75	\$150.19
Payroll Expenses	\$2,700.26	\$2,510.36	\$2,113.83	\$3,187.10	\$5,641.51	\$3,028.17
Rents	\$1,398.24	\$1,231.32	\$1,231.32	\$1,593.73	\$1,231.32	\$1,231.32
Telephone & Utilities	\$235.93	\$239.20	\$421.44	\$65.63	\$281.17	\$466.95
Other Expenses	\$778.29	\$198.98	\$141.28	\$932.43	\$0.00	\$49.98
<b>Total Expense</b>	<b>\$5,361.45</b>	<b>\$4,295.33</b>	<b>\$3,982.07</b>	<b>\$5,870.91</b>	<b>\$7,413.75</b>	<b>\$4,926.61</b>
<b>Profit/Loss</b>	<b>\$114.52</b>	<b>\$311.30</b>	<b>\$2,481.31</b>	<b>(\$1,584.75)</b>	<b>(\$1,833.02)</b>	<b>\$2,691.66</b>

	8/2022	9/2022	10/2022	11/2022	12/2022	1/2023
<b>Income</b>						
Sales	\$2,536.62	\$2,744.13	\$2,799.05	\$2,349.65	\$2,571.90	\$4,267.65
Contributions	\$2,939.35	\$1,862.50	\$3,664.33	\$1,936.51	\$3,008.83	\$3,350.62

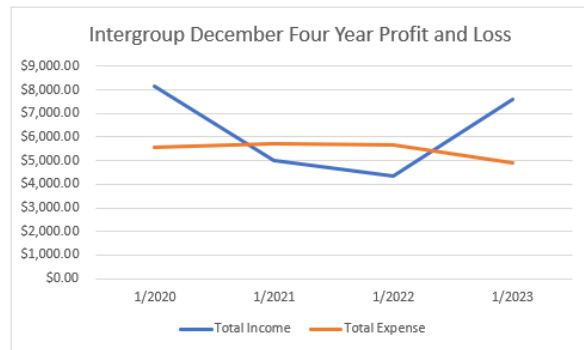




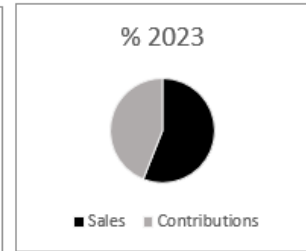
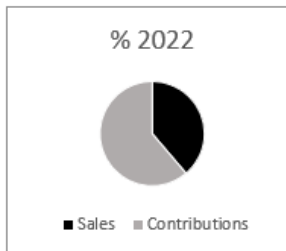
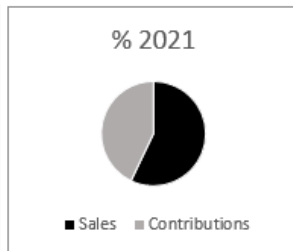
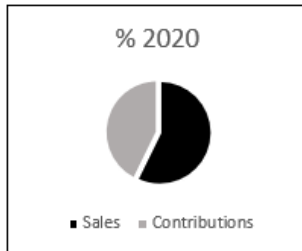
	Sales	Contributions
8/2022	46%	54%
9/2022	60%	40%
10/2022	43%	57%
11/2022	55%	45%
12/2022	46%	54%
1/2023	56%	44%

### Trailing 4 years for the Month:

	1/2020	1/2021	1/2022	1/2023
<b>Income</b>				
Sales - AA Merchandise	\$1,700.10	\$1,344.50	\$527.50	\$1,343.90
Sales - Coins & Medallions	\$2,257.00	\$1,090.50	\$920.54	\$2,257.80
Sales - Miscellaneous	\$4.00	\$6.00	\$2.00	\$11.00
Sales - Non AA Merchandise	\$723.15	\$418.63	\$240.60	\$654.95
Contributions - Groups	\$3,258.13	\$1,823.78	\$2,111.74	\$2,853.16
Contributions - Individuals	\$236.00	\$325.77	\$560.31	\$497.46
<b>Total Income</b>	<b>\$8,178.38</b>	<b>\$5,009.18</b>	<b>\$4,362.69</b>	<b>\$7,618.27</b>
<b>Expenses</b>				
Office Supplies	\$421.50	\$189.60	\$481.98	\$150.19
Payroll Expenses	\$3,715.89	\$3,579.92	\$2,491.25	\$3,028.17
Rents	\$947.72	\$1,299.49	\$1,317.27	\$1,231.32
Telephone & Utilities	\$305.83	\$361.20	\$666.85	\$466.95
Other Expenses	\$165.07	\$269.01	\$724.07	\$49.98
<b>Total Expense</b>	<b>\$5,556.01</b>	<b>\$5,699.22</b>	<b>\$5,681.42</b>	<b>\$4,926.61</b>
<b>Profit/Loss</b>	<b>\$2,622.37</b>	<b>(\$690.04)</b>	<b>(\$1,318.73)</b>	<b>\$2,691.66</b>



	1/2020	1/2021	1/2022	1/2023
<b>Income</b>				
Sales	\$4,684.25	\$2,859.63	\$1,690.64	\$4,267.65
Contributions	\$3,494.13	\$2,149.55	\$2,672.05	\$3,350.62



	Sales	Contributions
% 2020	57%	43%
% 2021	57%	43%
% 2022	39%	61%
% 2023	56%	44%